

# For Instructors: How to log in to Symplicity Accommodate

## [ACC's Faculty and Staff Accommodate Portal](#)

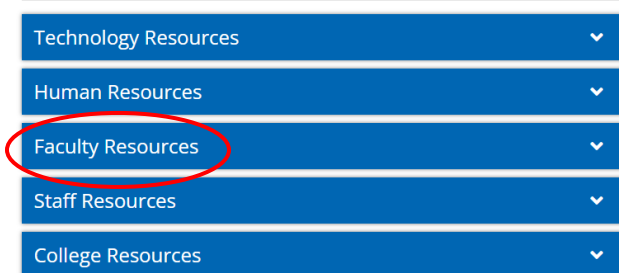
When you have students with disabilities in your classes, you will need to log in to the Symplicity Accommodate system to review students' approved accommodations for your course. This document will cover various ways to log in.

### **Option A:** Logging in to Symplicity Accommodate from [ACC's Employee website](#).

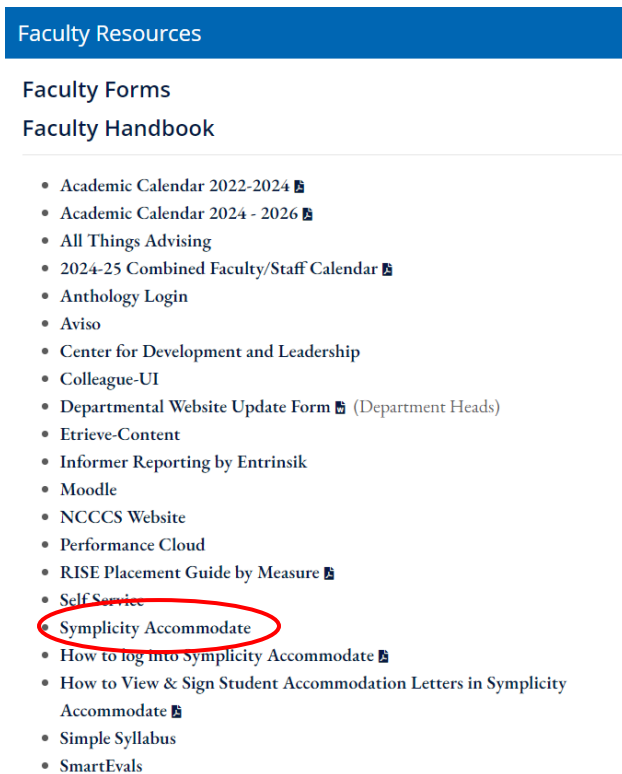
1. Select Faculty Resources to expand the item.

#### EMPLOYEE AREA

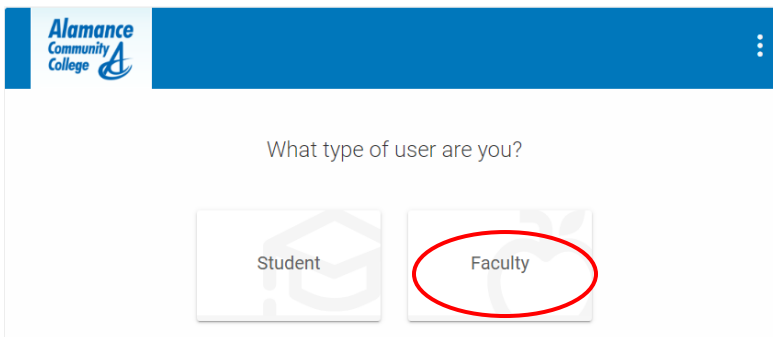
Welcome ACC Employees!



2. Select Symplicity Accommodate from the list.

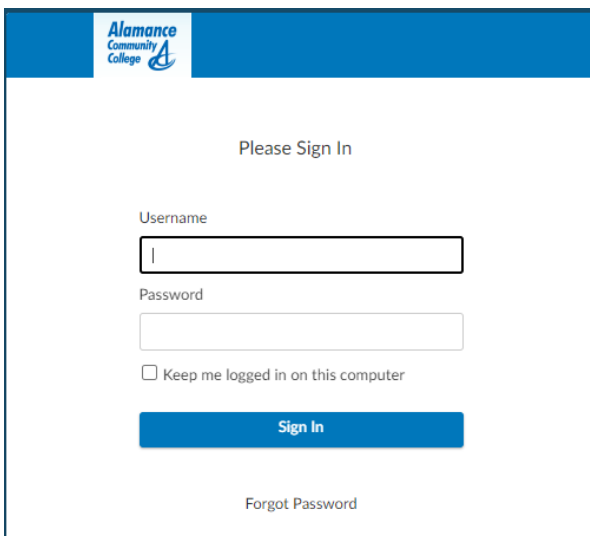


3. Select your user type- Faculty.



The screenshot shows the Alamance Community College logo in the top left corner of a blue header. Below the header, the text "What type of user are you?" is centered. There are two buttons: "Student" on the left and "Faculty" on the right. The "Faculty" button is circled in red.

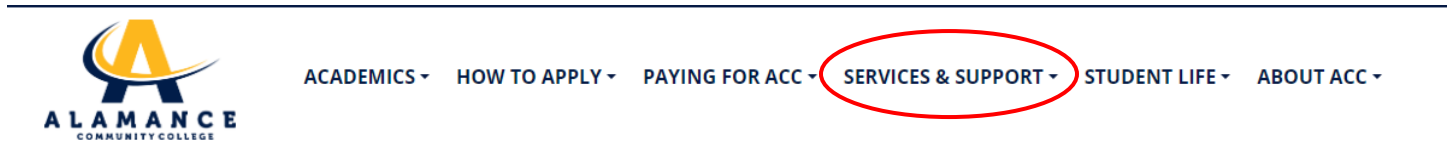
4. Log in using your ACC domain credentials **without** the @alamancecc.edu following your username.



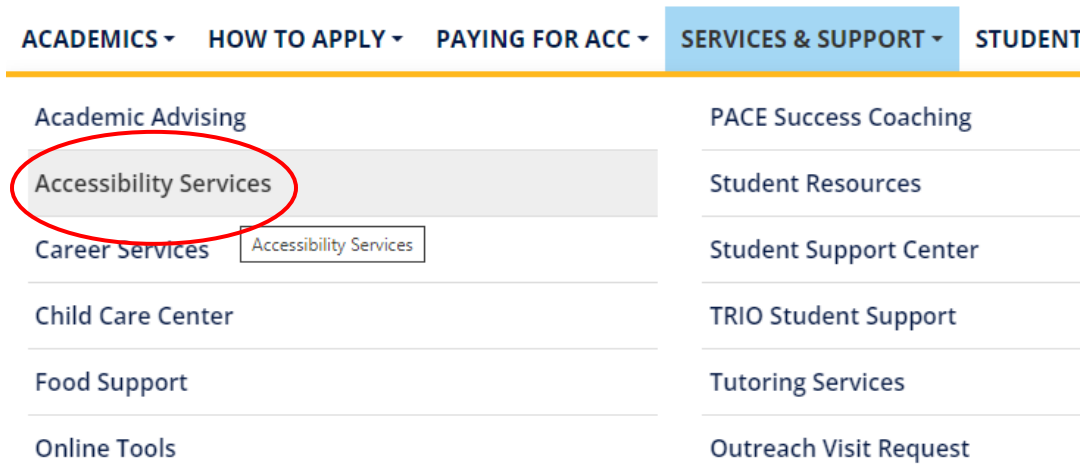
The screenshot shows the Alamance Community College logo in the top left corner of a blue header. Below the header, the text "Please Sign In" is centered. There are two input fields: "Username" and "Password". Below the "Password" field is a checkbox labeled "Keep me logged in on this computer". Below the checkbox is a blue "Sign In" button. At the bottom of the form is a link labeled "Forgot Password".

**Option B:** Logging in to Symplicity Accommodate from [ACC's Home webpage](#).

1. Hover over Services & Support in the white menu bar.



2. Select Accessibility Services.



3. Select LOG IN TO ACCOUNT

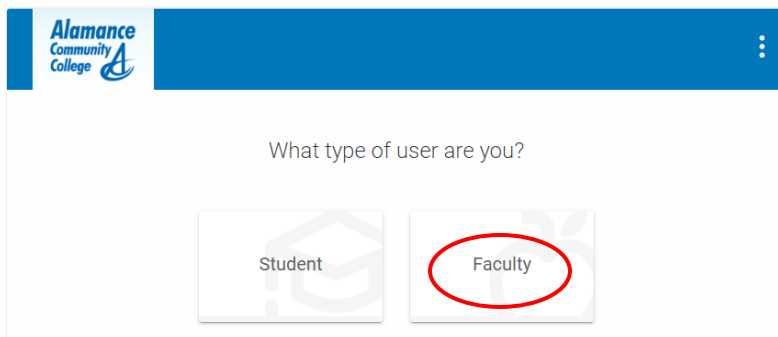
## ACCESSIBILITY SERVICES

Accessible to all students.

Alamance Community College is invested in full compliance with Section 508 of the Rehabilitation Act of 1973 and the Americans with Disabilities Act of 1990. The Disability Services office at the College ensures that the programs and facilities of the College are appropriately accessible to students.

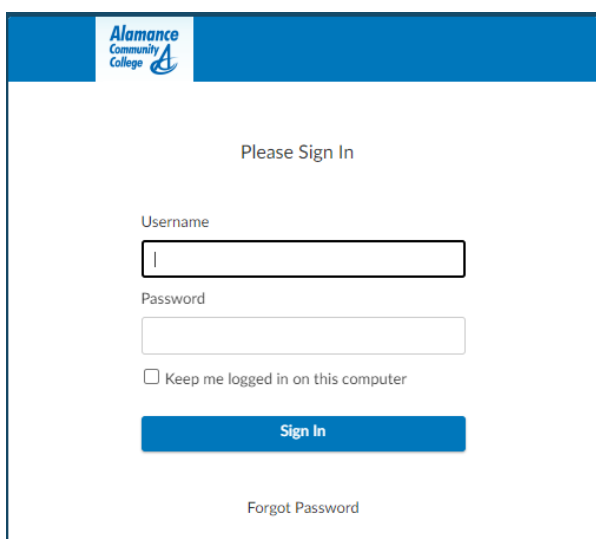
NEW STUDENTS	CURRENT STUDENTS
If you have never submitted an accommodation request to ACC Disability Services, please click the button below. You will fill out a short accommodation request form and will be able to upload supporting documentation as well.	If you already have accommodations in place at ACC, please click the button below to be taken to the login page for Accommodate, then click the Student option. Log in using your ACC username and password.
<a href="#">I AM NEW</a>	<a href="#">LOG IN TO ACCOUNT</a>

4. Select your user type- Faculty.



The image shows a user selection screen for Alamance Community College. At the top left is the college's logo. The main heading asks "What type of user are you?". Below this are two buttons: "Student" and "Faculty". The "Faculty" button is circled in red, indicating it is the selected option.

5. Log in using your ACC domain credentials **without** the @alamancecc.edu following your username.



The image shows a sign-in screen for Alamance Community College. At the top left is the college's logo. The main heading asks "Please Sign In". Below this are two input fields: "Username" and "Password". The "Username" field contains a vertical bar. Below the "Password" field is a checkbox labeled "Keep me logged in on this computer". At the bottom is a blue "Sign In" button and a link for "Forgot Password".